

MONTHLY STATISTICAL BULLETIN

OCTOBER 2021

Market capitalization: 221.069.470.715

Turnover: 930.247.593

Number of transactions: 1.805

MBI10: 5.999,64

↑ 3,15%

↑ 51,10%

↓ 14,25%

↑ 5,31%

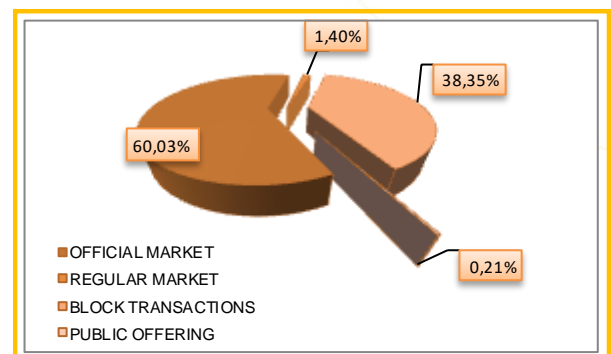
BASIC INDICATORS

TURNOVER (denars)	September 2021	October 2021	% of change
TRADING IN BEST	503.426.341	571.463.963	13,51
SHARES	430.550.084	538.839.279	25,15
BONDS	72.876.257	32.624.684	-55,23
OTHER SECURITIES	0	0	-
DAILY AVERAGE TURNOVER (denars)	23.972.683	28.573.198	19,19
DAILY AVERAGE NUMBER OF TRANSACTIONS	99	90	-9,09
BLOCK TRANSACTIONS	74.210.068	356.783.630	380,78
PUBLIC AUCTIONS	37.551.544	0	-
PUBLIC OFFERING	470.000	2.000.000	325,53
TOTAL	615.657.953	930.247.593	51,10
NUMBER OF TRANSACTIONS			
TRADING IN BEST	2.081	1.775	-14,70
BLOCK TRANSACTIONS	15	29	93,33
PUBLIC AUCTIONS	3	0	-
PUBLIC OFFERING	6	1	-83,33
TOTAL	2.105	1.805	-14,25
MARKET CAPITALIZATION (denars)			
MARKET CAPITALIZATION OF SHARES	214.324.456.127	221.069.470.715	3,15
OFFICIAL MARKET-SHARES	207.916.672.068	214.661.686.656	3,24
MARKET OF JOINT STOCK COMPANIES WITH SPECIAL REPORTING OBLIGATIONS	6.407.784.059	6.407.784.059	0,00
MARKET CAPITALIZATION OF BONDS	15.834.615.853	15.834.626.777	0,00
MARKET CAPITALIZATION OF OTHER SECURITIES	313.101.110	313.102.125	0,00
TOTAL MARKET CAPITALIZATION	230.472.173.090	237.217.199.617	2,93
MBI10	5.697,25	5.999,64	5,31
OMB	133,72	133,72	0,00
NUMBER OF LISTED SECURITIES	96*	96*	0,00
NUMBER OF TRADING DAYS	21	20	-4,76

*The calculation includes the shares of Idevelop AD Skopje, ArceloMittal Skopje (HRM) AD Skopje, Blagoj Tufanov AD Radovish and Trudbenik AD Ohrid which are long term suspended from listing.

TURNOVER STRUCTURE

Market segment	Turnover (denars)	Turnover (EUR)	%	Number of transactions
OFFICIAL MARKET	558.414.363	9.051.602	60,03	1.765
REGULAR MARKET	13.049.600	211.552	1,40	10
BLOCK TRANSACTIONS	356.783.630	5.783.214	38,35	29
PUBLIC OFFERING	2.000.000	32.418	0,21	1
TOTAL	930.247.593	15.078.786	100,00	1.805



MONTHLY STATISTICAL BULLETIN

10 MOST LIQUID SHARES (Official market)

Issuer	Max (denars)	Min (denars)	Average price (denars)	Volume	Turnover (denars)	Turnover (EUR)	%	Num. of trans.	Market capitalization (denars)
Komercijalna banka Skopje	11.000,00	9.801,00	10.319,72	23.998	247.652.689	4.014.394	47,10	702	24.483.469.805
NLB Banka Skopje	29.889,00	25.500,00	27.413,00	3.487	95.589.140	1.549.390	18,18	220	24.416.451.008
Alkaloid Skopje	18.000,00	16.500,00	17.385,44	4.196	72.949.289	1.182.464	13,87	267	25.476.652.047
Makpetrol Skopje	80.001,00	73.100,00	77.231,06	496	38.306.606	620.909	7,29	144	8.967.862.207
Granit Skopje	1.400,00	1.300,00	1.318,45	12.941	17.062.067	276.593	3,25	78	4.173.694.205
Stopanska banka Skopje	1.410,00	1.295,00	1.330,51	11.979	15.938.218	258.348	3,03	79	23.715.289.485
Makedonijaturist Skopje	4.799,00	4.652,00	4.661,83	2.858	13.323.508	215.958	2,53	36	2.148.173.250
Replek Skopje	109.000,00	105.000,00	106.125,03	72	7.641.002	123.851	1,45	27	2.750.760.778
TTK Banka Skopje	1.540,00	1.380,00	1.410,39	2.374	3.348.254	54.274	0,64	23	1.361.832.000
Stopanska banka Bitola	3.490,00	3.000,00	3.088,98	997	3.079.716	49.921	0,59	14	1.364.509.730
Rest				13.248	10.265.696	166.402	1,95	92	95.802.992.141
Total				76.646	525.156.185	8.512.505	100,00	1.682	214.661.686.656

TOP GAINERS / TOP LOSERS—OFFICIAL MARKET

Issuer	Average price (denars) 30.09.2021	Average price (denars) 31.10.2021	% of change
TOP GAINERS			
Stopanska banka Bitola	3.000,00	3.490,00	16,33
Teteks Tetovo	2.224,00	2.498,00	12,32
NLB Banka Skopje	26.001,00	28.588,65	9,95
Liberti Skopje	61,00	65,00	6,56
TTK Banka Skopje	1.410,00	1.500,00	6,38
TOP LOSERS			
RZ Tehnička kontrola Skopje	601,00	420,00	-30,12
Karpos Skopje	342,00	333,00	-2,63
Mermeren kombinat Prilep	2.521,00	2.500,00	-0,83
Fersped Skopje	62.080,00	61.700,00	-0,61
Makstil Skopje	90,31	90,00	-0,34

OVERVIEW OF THE TRADING WITH BONDS

	HIGH (%)	LOW (%)	Last daily average price (%)	Last trading day	Volume	Turnover (denars)	Turnover (EUR)	Yield to maturity *
Centralna kooperativna banka AD Skopje - convertible bonds	100,00	100,00	100,00	19.10.2021	250	15.423.750	250.000	2,20%
Government bonds-denationalization XVI issue (RMDEN16)	99,80	99,80	99,80	25.10.2021	3.054	188.040	3.048	2,06%
Government bonds-denationalization XVIII issue (RMDEN18)	99,80	99,80	99,80	27.10.2021	22.661	1.395.059	22.616	2,05%
Government bonds-denationalization XIX issue (RMDEN19)	99,90	99,90	99,90	29.10.2021	14.088	868.240	14.074	2,02%
Government bonds-denationalization XX1 issue (RMDEN20)	99,90	99,90	99,90	29.10.2021	239.331	14.749.595	239.092	2,00%

* The model for calculation of annual average yield to maturity is adapted to the characteristics of the bonds. Calculation date is 31.10.2021 using the last average price of the bonds.

MONTHLY STATISTICAL BULLETIN

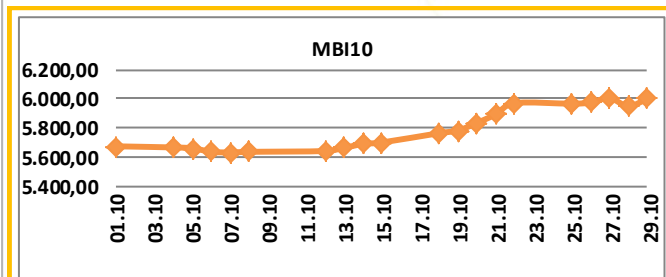
MBI10

Value at 29.10.2021 **5.999,64**

MAX Value in October (27.10.2021) 6.004,84

MIN Value in October (07.10.2021) 5.631,10

% of change from 30.12.2020 27,52%

All about MBI10 on: <http://www.mse.com.mk/Indicies.aspx?Index=MBI10>

Composition of MBI10	Turnover (denars)	Volume	Num. of trans.	Last average price	% of monthly change of price
Alkaloid AD Skopje	74.953.289	4.316	268	17.799,00	4,00
Granit AD Skopje	22.267.267	17.341	79	1.358,90	4,13
Komercijalna banka AD Skopje	436.784.489	42.706	718	10.742,76	4,94
Makpetrol AD Skopje	42.106.606	546	145	79.798,03	5,64
Makedonijaturist AD Skopje	13.323.508	2.858	36	4.750,00	1,06
Stopanska banka AD Skopje	15.938.218	11.979	79	1.358,25	3,68
TTK banka AD Skopje	3.348.254	2.374	23	1.500,00	6,38
Makedonski Telekom AD Skopje	1.134.215	3.335	20	340,00	1,34
Stopanska banka AD Bitola	3.079.716	997	14	3.490,00	16,33
NLB Banka AD Skopje	247.126.640	9.027	228	28.588,65	9,95

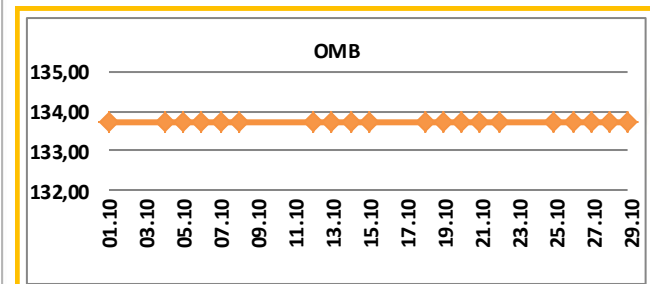
OMB

Value at 29.10.2021 **133,72**

MAX Value in October (04.10.2021) 133,72

MIN Value in October (04.10..2021) 133,72

% of change from 30.12.2020 0,53%

All about OMB on: <http://www.mse.com.mk/Indicies.aspx?Index=OMB>

Composition of OMB	Turnover (denars)	Volume	Num. of trans.	Last average price	% of monthly change of price
Government bonds-denationalization XII issue (RMDEN12)	0	0	0	99,50	0,00
Government bonds-denationalization XIII issue (RMDEN13)	0	0	0	99,70	0,00
Government bonds-denationalization XIV issue (RMDEN14)	0	0	0	100,00	0,00
Government bonds-denationalization XV issue (RMDEN15)	0	0	0	99,00	0,00
Government bonds-denationalization XVI issue (RMDEN16)	188.040	3.054	1	99,80	0,00
Government bonds-denationalization XVII issue (RMDEN17)	0	0	0	99,80	0,00
Government bonds-denationalization XVIII issue (RMDEN18)	1.395.059	22.661	5	99,80	0,00
Government bonds-denationalization XIX issue (RMDEN19)	868.240	14.088	10	99,90	0,00
Government bonds-denationalization XX issue (RMDEN20)	14.749.595	239.331	48	99,90	0,00



MONTHLY STATISTICAL BULLETIN

MBI10 LISTED COMPANIES RATIOS

Issuer	P/E Ratio ¹	Dividend yield ²	Foreign investors participation in October 2021	Foreign investors participation in September 2021	Change
Alkaloid AD Skopje	21,7	2,26%	2,81%	2,84%	-0,03%
Granit AD Skopje	73,32	1,23%	3,12%	3,19%	-0,07%
Komercijalna banka AD Skopje	12,71	5,55%	2,42%	2,47%	-0,05%
Makpetrol AD Skopje	25,72	2,51%	1,40%	1,40%	0,00%
Makedonijaturist AD Skopje	-	0,00%	0,81%	0,81%	0,00%
Stopanska banka AD Skopje	12,48	0,00%	92,38%	92,37%	0,01%
TTK banka AD Skopje	15,03	6,00%	1,16%	1,16%	0,00%
Makedonski Telekom AD Skopje	20,33	4,71%	1,09%	1,09%	0,00%
Stopanska banka AD Bitola	16,75	0,00%	2,00%	2,00%	0,00%
NLB banka AD Skopje	14,28	0,00%	87,61%	87,63%	-0,02%

[1] Share price at last day of trading in currently month, / Earnings per share

[2] The ratios are calculated using the data from the last published Audited financial reports and last paid dividend.

FOREIGN INVESTORS—OFFICIAL MARKET

October 2021	Foreign Legal investors October 2021	Foreign private investors October 2021	Total Foreign entities October 2021	Total Foreign entities September 2021	Change
Shares ^[3]	34,25%	1,22%	35,47%	35,47%	0,00%
Denationalization bonds ^[4]	0,11%	0,07%	0,18%	0,22%	-0,04%
Continuous government bonds ^[5]	0,05%	0,00%	0,05%	0,08%	-0,03%

[3] Data as last day of trading in currently month according to the Central Securities Depository, regarding the participation of the foreign investors in the number of shares.

[4,5] Data as last day of trading in currently month according to the Central Securities Depository, regarding the participation of the foreign investors in the total nominal value of bonds.

FOREIGN AND DOMESTIC INVESTORS IN THE TOTAL TURNOVER [6]

	BUYING % of total	SELLING % of total
Foreign private investors	0,01%	2,24%
Foreign Legal investors	2,33%	2,47%
Total Foreign Legal entities	2,33%	4,70%
Domestic private investors	64,32%	60,53%
Domestic Legal investors	33,35%	34,77%
Total Domestic Legal entities	97,67%	95,30%

[6] Data as last day of trading in currently month according to the Central Securities Depository, regarding the participation of the foreign and domestic investors in the total turnover.

TURNOVER PER MEMBERS / in denars

Member	Code	Trading in BEST system	% of trading in BEST sys.	Block (denars)	% block	Public auctions	% of Public auctions	Public offering	% of Public offering	Total
Eurohaus AD Skopje	EH	388.864.702	34,02	546.439.400	76,58	0	0,00	0	0,00	935.304.102
ILIRIKA INVESTMENTS AD Skopje	IL	239.575.591	20,96	4.000.000	0,56	0	0,00	0	0,00	243.575.591
Komercijalna banka AD Skopje	KB	119.969.113	10,50	66.133.400	9,27	0	0,00	0	0,00	186.102.513
TTK Banka Skopje	TK	110.340.376	9,65	54.252.200	7,60	0	0,00	0	0,00	164.592.576
INVESTBROKER AD Skopje	MI	108.228.188	9,47	31.266.000	4,38	0	0,00	2.000.000	50,00	141.494.188
NLB Banka AD Skopje	TN	56.160.908	4,91	0	0,00	0	0,00	0	0,00	56.160.908
Stopanska banka AD Skopje	SB	44.287.030	3,87	0	0,00	0	0,00	0	0,00	44.287.030
Fersped Broker AD Skopje	FR	35.754.051	3,13	5.266.000	0,74	0	0,00	0	0,00	41.020.051
INOVO BROKER AD Skopje	IN	36.991.430	3,24	0	0,00	0	0,00	0	0,00	36.991.430
Sparkase banka AD Skopje	SP	2.756.537	0,24	6.210.260	0,87	0	0,00	2.000.000	50,00	10.966.797
Total		1.142.927.926	100,00	713.567.260	100,00	0	100,00	4.000.000	100,00	1.860.495.186

Turnover via BEST system and turnover in block trades is calculated on the basis of double counting, in order to include the executed cross trades by the MSE members in the structure of the overall MSE turnover. As since July 13, during the government auctions on the selling side there is no brokers (i.e. MSE performs this role), the turnover derived from government auctions is still calculated on the basis of single counting.



MONTHLY STATISTICAL BULLETIN

AS A REMINDER

The product of the Macedonian Stock Exchange **BESTNET ANALYTICS** is a modern internet service that helps investors in building well-founded investment strategies and in bringing valuable investment decisions.

BESTNET ANALYTICS contains:

- Data for more than **100** companies traded on the Macedonian Stock Exchange
- More than **70** different financial indicators of companies and more than **40** indicators for banks
- Monitoring and comparing the values for the last **3** years
- Tracking results by quarters
- Data in den, euros and dollars
- Data for paid dividends from companies for the last **4** years
- Data for the major shareholders of the company
- Data for management bodies of the company
- Data for related companies
- Comparison and monitoring of a large number of financial indicators
- Monitoring indicators by sectors and industries
- Graphic display of technical indicators
- Over **40** technical indicators and oscillators
- Monitoring of investments, determining their current value
- Calculation of gains / losses from unrealized transactions
- Calculation of gains / losses from trades executed
- Simulated portfolios

Шифра на XB	Датум на трансакција	Број на трансакција	Количина	Куповна вредност - вкупно (во ден.)	Датум на последна цена	Последна просечна цена	Вкупна вредност (во ден.)	Нереализирана добитка / загуба (во ден.)	% промена од купување на XB	% од вредноста на вкупните вложувања
GRNT	17.02.2009	X52515136	600,00	360.000,00	21.01.2009	653,11	391.866,00	1.800.000,00	133,33%	3,74%
TELE	11.06.2009	1235649	600,00	360.000,00	21.01.2009	653,11	391.866,00	31.866,00	8,85%	1,00%
скратен преглед на поединечна трансакција										
Македонски Телеком Скопје (TELE)										
Тип на хартија	Share		Куповна вредност - вкупно (во ден.)		360.000,00		Датум на последна цена		21.01.2009	
Датум на трансакција	11.06.2009		Последна просечна цена		653,11		Нето вредност (во ден.)		391.866,00	
Број на трансакција	1235649		Акмулирана камата (во ден.)		0,00		Вкупна вредност (во ден.)		391.866,00	
Количина	600,00		Нереализирана добитка / загуба (во ден.)		31.866,00		% промена од купување на XB		8,85%	
Куповна цена (во ден.)	600,00		% од вредноста на вкупните вложувања		1,00%					
Номинална вредност	0,00 MKD									
Куповна вредност (во ден.)	360.000,00									
Купена акумул. камата (во ден.)	0,00									
Трансакциони трошоци (во ден.)	500,00									
детален преглед на поединечна трансакција										
P.Македонија - денационализација 01 (PMDE01)										
Тип на хартија	Bond		Куповна вредност - вкупно (во ден.)		107.092,08		Датум на последна цена		27.11.2007	
Датум на трансакција	11.07.2008		Последна просечна цена		85,00		Нето вредност (во ден.)		116.662,50	
Број на трансакција	1919		Акмулирана камата (во ден.)		1.238,85		Вкупна вредност (во ден.)		117.888,35	
Количина	2.250,00		Нереализирана добитка / загуба (во ден.)		11.198,57		% промена од купување на XB		10,05%	
Куповна цена (во %)	77,50		% од вредноста на вкупните вложувања		0,30%					
Номинална вредност	1,00 EUR									
Куповна вредност (во ден.)	106.689,77									
Купена акумул. камата (во ден.)	402,31									
Трансакциони трошоци (во ден.)	500,00									
TOTAL			36.067.092,08		62.684.319,35		26.617.629,57		100,00%	

Опис на XB	Податоци од тргувањето
Лазарен сегмент	Официјален пазар
Лазарен подсегмент	Берзанска котација - обични акции
Тип на XB	Обични акции
ISIN број	MKALKA101011
Вкупни издадени XB	1431353
Шифра на XB	ALK
Номинална вредност	25,56 EUR
Дејења на цената и прометот	
Највисока цена во посл. 52 недели	4.599,00
Најниска цена во посл. 52 недели	3.799,00
% промена во посл. 30 дена	8,48%
% промена во посл. 3 месеци	6,98%
% промена во посл. 6 месеци	0,80%
% промена во посл. 1 година	-4,07%
Просечен дневен промет во посл. 30 дена	645.146,23
Просечен дневен промет во посл. 3 месеци	812.362,12
Просечен дневен промет во тековната година	626.836,29
Просечен дневен промет во посл. 52 недели	1.304.591,88
Показатели по акција за издавачот	
Коefициент цена / добитка	10,43
Дивиденден принос	3,98%
Коefициент цена / Книговодствена вредност по акција	0,91
Коefициент цена / Акмулирана добитка по акција	2,62
Коefициент цена / приходи од продажба	1,01
Коefициент цена / парични прилими од оперативни активности	13,59
Коefициент цена / оперативна добитка	8,93
Коefициент цена / EBITDA	6,35
Највисок P/E во посл. 52 недели	11,46
Најнисок P/E во посл. 52 недели	9,47
Нето добитка по акција за посл. 12 месеци	430,59
Коefициент цена / добитка за посл. 12 месеци	9,77

For more information on : www.bestnet.com.mk

ДО СОПСТВЕНИ КВАДРАТИ СО НАЈНИСКИ КАМАТИ

опција 1

2,9%фиксна камата за
првите пет години

опција 2

3,0%фиксна камата за
првите десет години**3,9%**променлива за остатокот
од периодот на отплата

Период на отплата

до **30**
години

Станбен кредит со
најниски камати на пазарот



комерцијална банка ад скопје

www.kb.com.mk
контакт центар: (02) 3 296 800



МАКЕДОНСКА БЕРЗА
MACEDONIAN STOCK EXCHANGE